


# Selected Language Skills of Individuals with Fetal Alcohol Spectrum Disorders

Ellen Henkelman (Department of Speech,  
Hearing, and Rehabilitation Services)

*Bonnie Lund PhD, CCC-SLP, Faculty  
Mentor (Department of Speech, Hearing,  
and Rehabilitative Services)*



# What Are Fetal Alcohol Spectrum Disorders (FASD)?




- FASD includes:
  - Fetal Alcohol Syndrome (FAS)
  - Partial Fetal Alcohol Syndrome (PFAS)
  - Alcohol-Related Neurodevelopmental Disorder (ARND)
- Defined as “an umbrella term used to describe the range of effects that can occur in an individual whose mother drank alcohol during pregnancy” (MOFAS, 2007).

# Background



- History
  - Bible- Judges 13:7
  - 1899-first scientific report about alcohol consumption during pregnancy
  - 1950s and 60s- French scientists
  - 1973- Ken Jones' and David Smith's study made effects of prenatal alcohol exposure known
- Prevalence
  - Nationally 1/100 live births are affected
  - In Minnesota
    - over 49,722 individuals suspected of having FASD
    - Twenty-five percent of Minnesota women drink alcohol at some time during their pregnancy

# Physical Anomalies and Primary Disabilities



- Physical Anomalies
  - Physical characteristics (short palpebral fissures, long smooth philtrum and/or thin vermillion)
  - Cleft lip/cleft palate
  - Malformed teeth/dental problems
  - Hearing/sleeping/breathing problems
  - Developmental/ Motor delay
- Primary Disabilities
  - Delayed development
  - Language problems
  - Hyperactivity
  - Difficulty following directions
  - Cognitive problems
  - Difficulty in understanding consequences

# Speech and Language



- Articulation
  - More prone to dentition problems, cleft lip, and cleft palate
- Fluency
  - Central Nervous System and Basal Ganglia can be damaged
  - Research shows fluency impairments in verbal and nonverbal areas
- Otitis Media
  - May cause conductive hearing loss
- Language Comprehension
  - Parietal lobe may be damaged by prenatal alcohol exposure
- More research is needed

# Social Communication Skills



- “One of the most compromised developmental domains in this population, and one of critical importance to speech-language pathologists, is social communication” (Timler, Olswang, & Coggins, 2005).
- Difference in expressive skills versus social communication skills
- Difficulties in narratives and conversational tasks

# Social Communication Skills (continued)




- Linguistic behavior problems
  - Social cognition
  - Memory
  - Attention
  - Planning
- Behavior deficits may impair social judgment
  - Impulsivity
  - Concrete thinkers and problem solvers
  - Lack of understanding of cause and effect
  - Limited organization skills
  - Verbal but not communicative
- Caregivers reported that children do not take into account the point of view of others during conversation

# Qualitative Study



- Qualitative research was used to explore and gain a better understanding of FASD.
- Institutional Review Board approved research.
- A case study was conducted by interviewing the adopted mother of a child with FASD. The interview was recorded and transcribed verbatim.
  - Twenty-nine questions were asked regarding services, health, speech and language, medical background, and development of the child.
- The results were coded line by line.
  - Six codes and twenty-four subcodes surfaced.

# Codes and Subcodes



<u>Development</u>	<u>Medical</u>	<u>Intervention</u>	<u>Family History</u>	<u>Birth</u>
Speech-language Development	Sleep problems	Speech-Language therapy	Biological mother	Prenatal
Cognitive development	Seizures	Social Workers	Biological half brother	Postnatal
Motor Development	Hyperactivity	Doctors	Biological half sister	
Play Skills	Behaviors	Special Education Services		
Eating	FAS Characteristics	Grants		
Pacifier	Hearing			
Daily Care Skills	Dentition			

# Patterns




- Children who have been diagnosed with FASD may have delays in a variety of areas of their development
- Children diagnosed with FASD need support of family and help of specialists to provide medical care and ongoing therapy services in order to reach their highest potential
- The family history of alcohol may determine the severity of the disability in an individual with FASD
- Prenatal alcohol exposure damages the developing fetus, leading to many medical anomalies
- Children with FASD need increased care and supervision due to their disability
- FASD is one hundred percent preventable if mothers sustain from drinking alcohol during their pregnancy

# Final Assertions



FASD is one hundred percent preventable. With enough education provided to women in our world, FASD would be greatly reduced. Although there is a great range in the spectrum of FASD, many individuals have developmental, behavioral, and medical challenges. Children diagnosed with FASD benefit from the support of families and medical interventions to assist them, especially with their progress in speech and language development.

# References



- (2007.) FASD in Minnesota. Retrieved October 2008, from Minnesota Organization on Fetal Alcohol Syndrome Web site: <http://www.mofas.org>
- Coggins, T.E., Friet, T. & Morgan, T. (1998). Analysing Narrative Productions in Older School-age Children and Adolescents with Fetal Alcohol Syndrome: An Experimental Tool for Clinical Applications. *Clinical Linguistics & Phonetics*, 12.
- Gelo, J. (2008). If the Eyes Have No Tears, the Soul Has No Rainbow: A Training on Fetal Alcohol Spectrum Disorders .
- Niccols, A. (2007). Fetal Alcohol Syndrome and the Developing Socio-Emotional Brain. *Brain and Cognition*, 65.
- Schonfeld, A.M., Mattson, S.N., Lang, A.R., Delis, D.C., & Riley, E.P. (2001). Verbal and Nonverbal Fluency in Children with Heavy Prenatal Alcohol Exposure. *Journal of Studies on Alcohol*, 62.
- Szalavitz, M. (2007). Fetal Alcohol Syndrome. Retrieved October 2008, from Understanding Alcohol Abuse. <http://alcoholnews.org/FAS.html>
- Timler, G.R., Olswang, L.B., & Coggins, T.E. (2005). Do I Know What I Need To Do? A Social Communication Intervention for Children with Complex Clinical Profiles. *Language, Speech, and Hearing Services in Schools*, 36.